

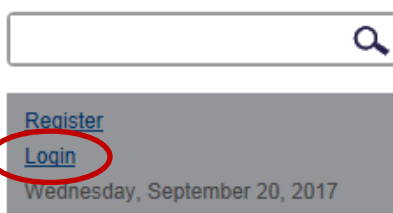
# HVAC EMEA PORTAL

## FORGOT PASSWORD PROCEDURE

---

### STEP 1: Reset password request

- Click on Login



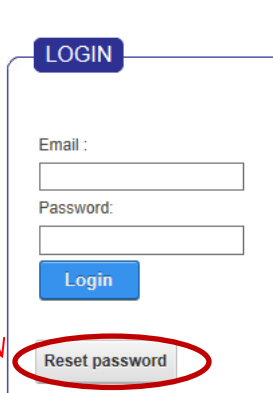
Search bar with magnifying glass icon.

[Register](#)

[Login](#)

Wednesday, September 20, 2017

- Then click on Reset password



LOGIN

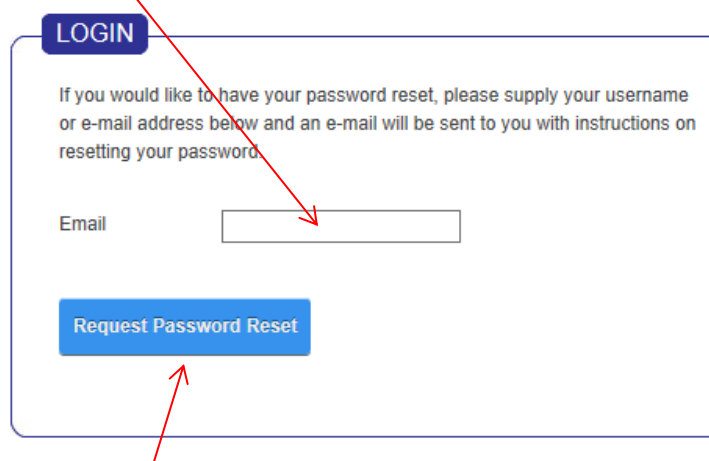
Email :

Password:

Login

Reset password

- Enter your Email address



LOGIN

If you would like to have your password reset, please supply your username or e-mail address below and an e-mail will be sent to you with instructions on resetting your password.

Email

Request Password Reset

- And click on Request Password Reset
- If your request has been registered properly, you should view the following message:

Password request sent. You should receive an e-mail with instructions on resetting your password

### STEP 3: Reset your password

- After sending your request, you will receive a reset password email as follows

A password reset request has been received for your HVAC EMEA Portal account. This request was for the user account . If you did not request your password you may simply delete this e-mail.

To reset your password, [click here](#). Simply supply a new password and you will be able to login.

If you are unable to click the link, you may copy and paste <https://hvacemea.carrier.com/Password-reset/token/8a39be13-6f52-4767-8a3c-5746227f3491> into your browser's address bar.

- Please click on the link [Click here](#)
- Choose a [New password](#) following password complexity rules

**PASSWORD RESET**

Please enter a new password into the fields below and select "Reset Password" to complete the reset process.

Minimum Password Length : 8

Minimum No of non alphanumeric characters : 2

New Password:

Confirm New Password:

[Change Password](#)

- Click on [Change Password](#)

➔ [Your new password has been registered](#)